



Dear Esteemed Customers,

We are pleased to announce that GMB Corporation, Japan has, on 18th February 2011, achieved registration for ISO 14001:2004. Certificate, as above, is now in our hands

Scope of Registration :

1. Design, Development and Manufacture of Water Pumps Assemblies.
2. Manufacture of Universal Joints and Steering Joint Kits.


We have been working hard to achieve this certification but this is just a starting point

We will continue to make every effort to fulfill our responsibilities towards our environment


AVAILABLE NOW

WATER PUMP


TOYOTA

WATER PUMP	TENSIONER & IDLER BEARING	CAR NAME	ENGINE MODEL	MODEL	YEAR
GWT-137A 16100-29185 	NA	AVENSIS COROLLA	2000cc 1CD-FTV	2.0DT	03.04-

SUZUKI

WATER PUMP	TENSIONER & IDLER BEARING	CAR NAME	ENGINE MODEL	MODEL	YEAR
GWS-44A 17400-76G70 	NA	ALTO	1000cc	EXPORT MODEL	


KIA

WATER PUMP	TENSIONER & IDLER BEARING	CAR NAME	ENGINE MODEL	MODEL	YEAR
GWKR-217A 0VN01-15-100 	NA	BESTA			



ADDITIONAL APPLICATIONS

WATER PUMP

TOYOTA

WATER PUMP	TENSIONER & IDLER BEARING	CAR NAME	ENGINE MODEL	MODEL	YEAR
GWT-142A 16100-09450 16100-80001/3/7 16100-09240 16100-97234 16100-09530 16100-49895 16100-0Q010 (1201H0/K6/J0/L1/L3) 	NA	YARIS AYGO [JUSTY(SUBARU) 107(PEUGEOT) CUORE(DAIHATSU) BOON(DAIHATSU) C1(CITROEN)]	1KRFE 1000cc	KSP90	05.01-11.02

MAZDA

WATER PUMP	TENSIONER & IDLER BEARING	CAR NAME	ENGINE MODEL	MODEL	YEAR
GWMZ-57A ZJ01-15-010A/B 	NA	MAZDA2 MAZDA3	ZJVE 1300 ZYVE 1500 ZYVE 1500	DY3R/5R DY3W/5W BK5P	03.11-05.04 02.06-05.04 03.10-06.05
GWMZ-58A LF94-15-100A LF01-15-100 	NA	MAZDA3 MAZDA5 MAZDA6	L3VE 2000 LFVE 2300 L5VE 2500 LFVD	CR3W,CREW GG3P,GG3S GGEP,GGES	05.02- 02.05-05.06 02.05-05.06

ADDITIONAL APPLICATIONS

UNIVERSAL JOINT


HINO

GMB NO.	OEM NO.	CAR NAME	MODEL
GUH-63	S0403-74017	3.5/4.5ton TRUCK MICRO BUS	KM300,KN320D,KM310,KM400,KM410,KL300 KL320,KL340,KL360,KL400,RM100
GUH-73	S0403-74025		RE101,121,161,JM403 KF,ZM,TC,FB400 EK100,EF300
GUH-74	S0403-74028		
GUH-76	S0403-74039		




NEW DEVELOPMENT

WATER PUMP

HONDA

WATER PUMP	TENSIONER & IDLER BEARING	CAR NAME	ENGINE MODEL	MODEL	YEAR
GWHO-60A 19200-RNA-A01 19200-RNA-A02  JUNE.2011	NA	CIVIC STREAM CROSSROAD FR-V(BE)	R18A 1800	FD1 RN6/7 RT1/2	05.09-11.01 06.07-11.01 07.02-11.01

NISSAN

WATER PUMP	TENSIONER & IDLER BEARING	CAR NAME	ENGINE MODEL	MODEL	YEAR
GWN-86A 21010-6N225 21010-6N226 21010-6N21A  JULY.2011	NA	PRIMERA AVENIR WINGROAD BASSARA PRESAGE X-TRAIL	QR25DD 2000 QR20DE 2500 QR25DE	RP12,WRP12,TNP12, WTNP12,WTP12, RW11,RNW11, WRY11RM12,RNM12, TNU30,TU30, JTNU30,JTU30,RC24 ,TC24,TNC24,TP12, T30,NT30	01.01-05.12 02.08-05.09 03.10-04.04 01.08-11.01
GWN-87A 21010-ED325  JUNE.2011	NA	WINGROAD CUBE TIIDA NOTE TONE QASHQAI	HR15DE 1500	NY12,YGZ11,NG11 NC11,SNC11,NE11 YGNZ11	05.11-08.01 05.05-06.12 04.09-06.12
GWN-88A 21010-EE025  JUNE.2011	NA	MARCH WINGROAD CUBE TIIDA NOTE TONE QASHQAI	HR12DE 1200 HR15DE 1500	NK13,NY12,Y12, NZ12,Z12,YGZ11 C11,NC11,SC11, SNC11,E11,NE11 YF15,NG11,YGNZ11, NG11	10.07-11.01 05.11-11.01


NEW DEVELOPMENT

WATER PUMP

NISSAN

WATER PUMP	TENSIONER & IDLER BEARING	CAR NAME	ENGINE MODEL	MODEL	YEAR
GWN-89A B1010-ED00A 21010-ED025  JUNE.2011	NA	MARCH WINGROAD CUBE TIIDA NOTE VANETTE QASHQAI	HR12DE 1200 HR15DE 1500 HR16DE 1600	K13,YK12,Y12,YZ11, YGZ11,VY12 C11,NC11,SC11, E11,VM20 FHZK12,M20,ZE11, VZNY12	05.08-11.01 06.12-11.01
GWN-90A B1010-EN20B 21010-EN225  JULY.2011	NA	WINGROAD X-TRAIL AD SERENA TIIDA LAFESTA DUALIS QASHQAI	MR18DE 1800 MR20DE 2000	JY12,KG11,NT31, T31,VJY12,C25 NC25JC11,SJC11, B30,NB30,J10 CNC25,CC25	05.11-08.01 04.12-11.01 07.05-11.01
GWN-91A 21010-AX401  JUNE.2011	NA	MARCH CUBE MICRA	CR14DE 1400	BNK12,BNZ11	02.09-04.04 02.10-06.12
GWN-92A 21010-AX00A 21010-AX000  JUNE.2011	NA	MARCH CUBE AD MICRA NOTE TONE	CR12DE 1200 CR14DE 1400	AK12,BK12,K12, BZ11,BGZ11, VAY12	02.02-11.01 03.09-08.11 06.12-11.01
GWN-93A B1010-JK00A 21010-JK00A  JUNE.2011	NA	SKYLINE ELGRAND TEANA FUGA MURANO MAXIMA CEFIRO	VQ25HR 2300 VQ35DE 2500 3500	NV36,V36,PU31, ME51,MNE51,PE52, PNE52,J31/32,PNY50 PY50,Y50/51, PNZ51,PZ50 PJ31/32,PNZ50	04.06-11.01 06.11-11.01

TOYOTA

WATER PUMP	TENSIONER & IDLER BEARING	CAR NAME	ENGINE MODEL	MODEL	YEAR
GWT-144A 16100-39465/6  JULY.2011	NA	COROLLA VOXY AVENSIS YARIS AURIS VITZ RAV4	2ZRFE 1800 2ZRFAE 2000 3ZRFE 3ZRFAE	ZRE142/142G ZRE144/144G ZRE152N/154N ZRR70G/70W	06.09-11.01 07.06-11.01